



# **MONTHLY STATISTICAL REPORT SUMMARY**

**for the month of  
October 2016**



**BALTIMORE/WASHINGTON INTERNATIONAL THURGOOD MARSHALL AIRPORT (BWI)  
COMMENTARY AND ANALYSIS  
OCTOBER 2016**

- 1)** Total passengers using BWI Marshall Airport increased 1.9% in October 2016.
- 2)** Hurricane Mathew negatively impacted passenger figures for the month as numerous flights to destinations in Florida and the Caribbean were cancelled.
- 3)** International passengers decreased 8% due to a combination of the affects of Hurricane Mathew and decreased service from Southwest to Nassau and San Jose, Costa Rica.
- 4)** Air Canada, British Airways and WOWair all had significant growth in October 2016.

**BALTIMORE/WASHINGTON INTERNATIONAL THURGOOD MARSHALL AIRPORT  
SUMMARY OF AIR TRAFFIC AND PASSENGER STATISTICS AND ACTIVITY  
ROLLING 12 MONTHS FOR PERIOD ENDING OCTOBER 2016**

|   | Nov-15           | Dec-15           | Jan-16           | Feb-16           | Mar-16           | Apr-16           | May-16           | Jun-16           | Jul-16           | Aug-16           | Sep-16           | Oct-16           | TOTAL             | PRIOR<br>12 Mth<br>TOTAL | PRIOR<br>12 Mth%<br>Change | Mkt Share<br>by Airline<br>12 Mths Rolling | Mkt Share<br>by Airline Group<br>12 Mths Rolling |
|---|------------------|------------------|------------------|------------------|------------------|------------------|------------------|------------------|------------------|------------------|------------------|------------------|-------------------|--------------------------|----------------------------|--|--|
| <b>Total Passengers</b>                       |                  |                  |                  |                  |                  |                  |                  |                  |                  |                  |                  |                  |                   |                          |                            |  |  |
| <b>Scheduled Carriers</b>                     |                  |                  |                  |                  |                  |                  |                  |                  |                  |                  |                  |                  |                   |                          |                            |  |  |
| ALASKA  | 18,663           | 19,743           | 16,377           | 16,978           | 20,105           | 18,994           | 20,056           | 18,649           | 19,585           | 20,459           | 18,868           | 19,740           | 228,217           | 130,189                  | 75.30%                     | 0.92%                                      | 0.92%  |
| ALLEGIAN AIR                                  | 0                | 0                | 0                | 0                | 324              | 903              | 8,065            | 14,787           | 15,212           | 10,521           | 6,426            | 7,119            | 63,357            | 3,317                    | 1810.07%                   | 0.25%                                      | 0.25%  |
| AMERICAN                                      | 54,212           | 59,652           | 108,076          | 104,700          | 130,137          | 123,512          | 138,794          | 135,159          | 141,358          | 136,020          | 117,880          | 121,889          | 1,371,389         | 723,397                  | 89.58%                     | 5.50%                                      | 7.48%  |
| AMERICAN - AIR WISCONSIN                      | 4,742            | 4,500            | 3,357            | 3,114            | 4,497            | 4,435            | 8,222            | 10,218           | 9,686            | 10,334           | 8,008            | 7,152            | 78,265            | 60,027                   | 30.38%                     | 0.31%                                      |  |
| AMERICAN - ENVOY                              | 13,191           | 11,925           | 9,694            | 8,950            | 12,196           | 11,175           | 9,026            | 12,498           | 12,174           | 14,302           | 18,010           | 13,131           | 146,272           | 90,141                   | 62.27%                     | 0.59%                                      |  |
| AMERICAN - MESA                               | 0                | 0                | 0                | 0                | 0                | 0                | 0                | 0                | 0                | 0                | 0                | 0                | 0                 | 2,675                    | -100.00%                   | 0.00%                                      |  |
| AMERICAN - PIEDMONT                           | 3,906            | 3,898            | 4,155            | 2,417            | 2,800            | 3,875            | 3,263            | 2,260            | 2,419            | 2,138            | 4,161            | 3,475            | 38,767            | 43,245                   | -10.35%                    | 0.16%                                      |  |
| AMERICAN - PSA                                | 2,412            | 1,102            | 1,342            | 2,986            | 4,546            | 5,894            | 2,971            | 2,498            | 3,331            | 2,281            | 0                | 191              | 29,554            | 40,427                   | -26.90%                    | 0.12%                                      |  |
| AMERICAN - REPUBLIC                           | 2,893            | 2,893            | 2,574            | 669              | 0                | 2,820            | 2,796            | 4,508            | 3,484            | 2,584            | 672              | 0                | 25,893            | 102,908                  | -74.84%                    | 0.10%                                      |  |
| US AIRWAYS - REPUBLIC                         | 7,195            | 3,795            | 0                | 0                | 0                | 0                | 0                | 0                | 0                | 0                | 0                | 0                | 10,990            | 82,889                   | -86.74%                    | 0.04%                                      |  |
| AMERICAN - SKYWEST                            | 0                | 0                | 0                | 0                | 0                | 0                | 0                | 0                | 0                | 0                | 0                | 6,372            | 6,372             | 0                        | 100.00%                    | 0.03%                                      |  |
| AMERICAN - US AIRWAYS                         | 78,209           | 78,656           | 0                | 0                | 0                | 0                | 0                | 0                | 0                | 0                | 0                | 0                | 156,865           | 993,265                  | -84.21%                    | 0.63%                                      |  |
| DELTA   | 156,838          | 133,801          | 121,320          | 119,780          | 169,056          | 170,482          | 183,014          | 188,528          | 171,369          | 165,847          | 152,619          | 168,426          | 1,901,080         | 1,846,611                | 2.95%                      | 7.63%                                      | 8.37%  |
| DELTA - CHAUTAUQUA                            | 0                | 0                | 0                | 0                | 0                | 0                | 0                | 0                | 0                | 0                | 0                | 0                | 0                 | 19,345                   | -100.00%                   | 0.00%                                      |  |
| DELTA - COMPASS                               | 0                | 152              | 152              | 0                | 0                | 0                | 0                | 0                | 0                | 0                | 0                | 0                | 304               | 69                       | 340.58%                    | 0.00%                                      |  |
| DELTA - ENDEAVOR AIR                          | 1,392            | 5,870            | 2,127            | 1,466            | 4,273            | 4,560            | 7,766            | 6,693            | 8,337            | 8,032            | 9,686            | 15,507           | 75,709            | 45,270                   | 67.24%                     | 0.30%                                      |  |
| DELTA - EXPRESSJET/ASA                        | 0                | 1,096            | 468              | 227              | 51               | 0                | 0                | 0                | 351              | 0                | 470              | 793              | 3,456             | 5,746                    | -39.85%                    | 0.01%                                      |  |
| DELTA - GOJET                                 | 0                | 58               | 0                | 990              | 130              | 0                | 0                | 450              | 0                | 0                | 0                | 0                | 1,628             | 119                      | 1268.07%                   | 0.01%                                      |  |
| DELTA - SKYWEST                               | 0                | 0                | 0                | 0                | 0                | 491              | 0                | 0                | 0                | 0                | 0                | 0                | 491               | 63                       | 679.37%                    | 0.00%                                      |  |
| DELTA - SHUTTLE AMERICA                       | 16,861           | 11,284           | 9,449            | 9,341            | 9,913            | 10,380           | 8,407            | 9,272            | 7,890            | 6,471            | 2,945            | 0                | 102,213           | 93,373                   | 9.47%                      | 0.41%                                      |  |
| JETBLUE                                       | 35,394           | 39,255           | 33,189           | 34,792           | 45,505           | 40,999           | 46,790           | 46,669           | 47,589           | 47,217           | 47,596           | 50,630           | 515,625           | 285,896                  | 80.35%                     | 2.07%                                      | 2.07%  |
| SOUTHWEST                                     | 1,432,100        | 1,445,857        | 1,137,274        | 1,124,752        | 1,475,327        | 1,474,954        | 1,564,878        | 1,618,181        | 1,654,530        | 1,531,350        | 1,395,963        | 1,472,368        | 17,327,534        | 16,505,262               | 4.98%                      | 69.55%                                     | 69.55%   |
| SOUTHWEST - AIRTRAN                           | 0                | 0                | 0                | 0                | 0                | 0                | 0                | 0                | 0                | 0                | 0                | 0                | 0                 | 47,717                   | -100.00%                   | 0.00%                                      |  |
| SPIRIT  | 77,833           | 76,100           | 79,599           | 80,623           | 98,460           | 110,098          | 144,837          | 140,291          | 150,040          | 147,378          | 123,659          | 126,339          | 1,355,257         | 794,033                  | 70.68%                     | 5.44%                                      | 5.44%  |
| UNITED  | 80,688           | 65,793           | 44,517           | 46,327           | 48,391           | 61,776           | 74,087           | 75,871           | 89,406           | 87,325           | 86,452           | 85,997           | 846,630           | 902,710                  | -6.21%                     | 3.40%                                      | 3.93%  |
| UNITED - COMMUTAIR                            | 3,911            | 3,563            | 1,909            | 1,671            | 5,551            | 5,445            | 3,897            | 3,966            | 6,075            | 7,126            | 3,873            | 6,030            | 53,017            | 35,766                   | 48.23%                     | 0.21%                                      |  |
| UNITED - EXPRESSJET                           | 5,233            | 4,327            | 1,727            | 1,285            | 2,628            | 2,290            | 971              | 1,430            | 1,342            | 1,056            | 4,559            | 1,669            | 28,517            | 32,598                   | -12.52%                    | 0.11%                                      |  |
| UNITED - GOJET                                | 1,190            | 1,652            | 507              | 133              | 3,039            | 2,917            | 3,719            | 951              | 662              | 123              | 275              | 509              | 15,677            | 7,433                    | 110.91%                    | 0.06%                                      |  |
| UNITED - REPUBLIC                             | 1,401            | 2,433            | 6,531            | 4,411            | 775              | 229              | 5,256            | 3,479            | 872              | 262              | 360              | 2,056            | 28,065            | 41,825                   | -32.90%                    | 0.11%                                      |  |
| UNITED - SHUTTLE AMERICA                      | 839              | 1,152            | 445              | 1,172            | 1,404            | 308              | 494              | 353              | 131              | 271              | 0                | 225              | 6,794             | 27,865                   | -75.62%                    | 0.03%                                      |  |
| VIA AIR                                       | 0                | 0                | 0                | 0                | 0                | 0                | 0                | 0                | 0                | 0                | 0                | 874              | 874               | 0                        | 100.00%                    | 0.00%                                      | 0.00%  |
| <b>Total Domestic Scheduled Carriers</b>      | <b>1,999,103</b> | <b>1,978,557</b> | <b>1,584,789</b> | <b>1,566,784</b> | <b>2,039,108</b> | <b>2,056,537</b> | <b>2,237,309</b> | <b>2,296,711</b> | <b>2,345,843</b> | <b>2,201,097</b> | <b>2,002,482</b> | <b>2,110,492</b> | <b>24,417,938</b> | <b>22,964,181</b>        | <b>6.33%</b>               | <b>98.01%</b>                              | <b>98.01%</b>                                    |
| <b>International Carriers</b>                 |                  |                  |                  |                  |                  |                  |                  |                  |                  |                  |                  |                  |                   |                          |                            |  |  |
| AIR CANADA - AIR GEORGIAN                     | 2,406            | 4,827            | 4,537            | 5,038            | 7,299            | 7,507            | 9,329            | 9,716            | 10,183           | 9,978            | 9,022            | 8,840            | 88,682            | 0                        | 100.00%                    | 0.36%                                      | 0.38%  |
| AIR CANADA - JAZZ AIR                         | 3,689            | 1,333            | 869              | 0                | 98               | 0                | 0                | 56               | 0                | 0                | 0                | 0                | 6,045             | 71,561                   | -91.55%                    | 0.02%                                      |  |
| BRITISH AIRWAYS                               | 8,849            | 9,015            | 8,984            | 7,026            | 9,397            | 9,446            | 10,342           | 10,425           | 10,501           | 11,434           | 11,557           | 11,452           | 118,428           | 113,332                  | 4.50%                      | 0.48%                                      | 0.48%  |
| CONDOR  | 0                | 0                | 0                | 0                | 0                | 0                | 2,508            | 5,297            | 6,447            | 5,962            | 775              | 0                | 20,989            | 13,713                   | 53.06%                     | 0.08%                                      | 0.08%  |
| FRONTIER                                      | 0                | 0                | 0                | 0                | 0                | 0                | 0                | 0                | 0                | 0                | 0                | 0                | 0                 | 1,821                    | -100.00%                   | 0.00%                                      | 0.00%  |
| NORWEGIAN                                     | 0                | 3,646            | 3,677            | 3,296            | 4,414            | 368              | 0                | 0                | 0                | 0                | 0                | 0                | 15,401            | 0                        | 100.00%                    | 0.06%                                      | 0.06%  |
| SUNWING                                       | 0                | 0                | 0                | 0                | 0                | 0                | 0                | 0                | 1,786            | 2,030            | 2,005            | 406              | 6,227             | 15,629                   | -60.16%                    | 0.02%                                      | 0.02%  |
| WOW AIR                                       | 6,672            | 6,205            | 6,243            | 5,970            | 8,347            | 8,846            | 10,665           | 13,206           | 14,604           | 14,154           | 13,170           | 13,333           | 121,415           | 43,688                   | 177.91%                    | 0.49%                                      | 0.49%  |
| <b>Total International Scheduled Carriers</b> | <b>19,210</b>    | <b>20,199</b>    | <b>19,773</b>    | <b>21,330</b>    | <b>29,555</b>    | <b>26,167</b>    | <b>32,844</b>    | <b>38,700</b>    | <b>43,521</b>    | <b>43,558</b>    | <b>36,529</b>    | <b>34,031</b>    | <b>365,417</b>    | <b>216,056</b>           | <b>69.13%</b>              | <b>1.47%</b>                               | <b>1.47%</b>                                     |
| <b>Total Charter Carriers</b>                 | <b>8,674</b>     | <b>8,282</b>     | <b>10,614</b>    | <b>8,489</b>     | <b>11,454</b>    | <b>12,309</b>    | <b>11,274</b>    | <b>11,666</b>    | <b>13,806</b>    | <b>12,708</b>    | <b>10,391</b>    | <b>10,852</b>    | <b>130,519</b>    | <b>148,571</b>           | <b>-12.15%</b>             | <b>0.52%</b>                               | <b>0.52%</b>                                     |
| <b>Total Passengers</b>                       | <b>2,026,987</b> | <b>2,007,038</b> | <b>1,615,176</b> | <b>1,596,603</b> | <b>2,080,117</b> | <b>2,095,013</b> | <b>2,281,427</b> | <b>2,347,077</b> | <b>2,403,170</b> | <b>2,257,363</b> | <b>2,049,402</b> | <b>2,155,375</b> | <b>24,914,748</b> | <b>23,328,808</b>        | <b>6.80%</b>               |  |  |

**BALTIMORE/WASHINGTON INTERNATIONAL THURGOOD MARSHALL AIRPORT**  
**MONTHLY PERFORMANCE COMPARISON**  
**OCTOBER 2016 VS. OCTOBER 2015**

|                              | 2016              |                |                   | 2015              |                |                   | %CHANGE       |              |               |
|------------------------------|-------------------|----------------|-------------------|-------------------|----------------|-------------------|---------------|--------------|---------------|
|                              | DOM.              | INT.           | TOTAL             | DOM.              | INT.           | TOTAL             | DOM.          | INT.         | TOTAL         |
| <b>COMMERCIAL PASSENGERS</b> |                   |                |                   |                   |                |                   |               |              |               |
| ENPLANED SCHEDULED           | 1,042,958         | 30,975         | 1,073,933         | 1,020,883         | 28,667         | 1,049,550         | 2.2%          | 8.1%         | 2.3%          |
| DEPLANED SCHEDULED           | 1,036,279         | 31,673         | 1,067,952         | 1,011,677         | 38,000         | 1,049,677         | 2.4%          | -16.7%       | 1.7%          |
| ENPLANED CHARTER             | 1,991             | 4,160          | 6,151             | 2,170             | 5,041          | 7,211             | -8.2%         | -17.5%       | -14.7%        |
| DEPLANED CHARTER             | 1,841             | 5,498          | 7,339             | 1,374             | 6,720          | 8,094             | 34.0%         | -18.2%       | -9.3%         |
| <b>TOTAL COMMERCIAL</b>      | <b>2,083,069</b>  | <b>72,306</b>  | <b>2,155,375</b>  | <b>2,036,104</b>  | <b>78,428</b>  | <b>2,114,532</b>  | <b>2.3%</b>   | <b>-7.8%</b> | <b>1.9%</b>   |
| <b>OTHER PASSENGERS</b>      |                   |                |                   |                   |                |                   |               |              |               |
| GENERAL AVIATION             |                   |                | 4,234             |                   |                | 5,665             |               |              | -25.3%        |
| <b>TOTAL OTHER</b>           |                   |                | <b>4,234</b>      |                   |                | <b>5,665</b>      |               |              | <b>-25.3%</b> |
| <b>TOTAL PASSENGERS</b>      |                   |                | <b>2,159,609</b>  |                   |                | <b>2,120,197</b>  |               |              | <b>1.9%</b>   |
| <b>MAIL</b>                  |                   |                |                   |                   |                |                   |               |              |               |
| ENPLANED (LBS.)              | 653,481           | 0              | 653,481           | 573,939           | 0              | 573,939           | 13.9%         | 0.0%         | 13.9%         |
| DEPLANED (LBS.)              | 500,941           | 0              | 500,941           | 565,230           | 0              | 565,230           | -11.4%        | 0.0%         | -11.4%        |
| <b>TOTAL MAIL (LBS.)</b>     | <b>1,154,422</b>  | <b>0</b>       | <b>1,154,422</b>  | <b>1,139,169</b>  | <b>0</b>       | <b>1,139,169</b>  | <b>1.3%</b>   | <b>0.0%</b>  | <b>1.3%</b>   |
| <b>FREIGHT</b>               |                   |                |                   |                   |                |                   |               |              |               |
| ENPLANED (LBS.)              | 9,460,944         | 155,378        | 9,616,322         | 10,660,419        | 82,093         | 10,742,512        | -11.3%        | 89.3%        | -10.5%        |
| DEPLANED (LBS.)              | 10,501,771        | 399,691        | 10,901,462        | 11,516,423        | 228,260        | 11,744,683        | -8.8%         | 75.1%        | -7.2%         |
| <b>TOTAL FREIGHT (LBS.)</b>  | <b>19,962,715</b> | <b>555,069</b> | <b>20,517,784</b> | <b>22,176,842</b> | <b>310,353</b> | <b>22,487,195</b> | <b>-10.0%</b> | <b>78.9%</b> | <b>-8.8%</b>  |
| <b>CARGO</b>                 |                   |                |                   |                   |                |                   |               |              |               |
| ENPLANED (LBS.)              | 10,114,425        | 155,378        | 10,269,803        | 11,234,358        | 82,093         | 11,316,451        | -10.0%        | 89.3%        | -9.2%         |
| DEPLANED (LBS.)              | 11,002,712        | 399,691        | 11,402,403        | 12,081,653        | 228,260        | 12,309,913        | -8.9%         | 75.1%        | -7.4%         |
| <b>TOTAL CARGO (LBS.)</b>    | <b>21,117,137</b> | <b>555,069</b> | <b>21,672,206</b> | <b>23,316,011</b> | <b>310,353</b> | <b>23,626,364</b> | <b>-9.4%</b>  | <b>78.9%</b> | <b>-8.3%</b>  |

**AIRCRAFT OPERATIONS**

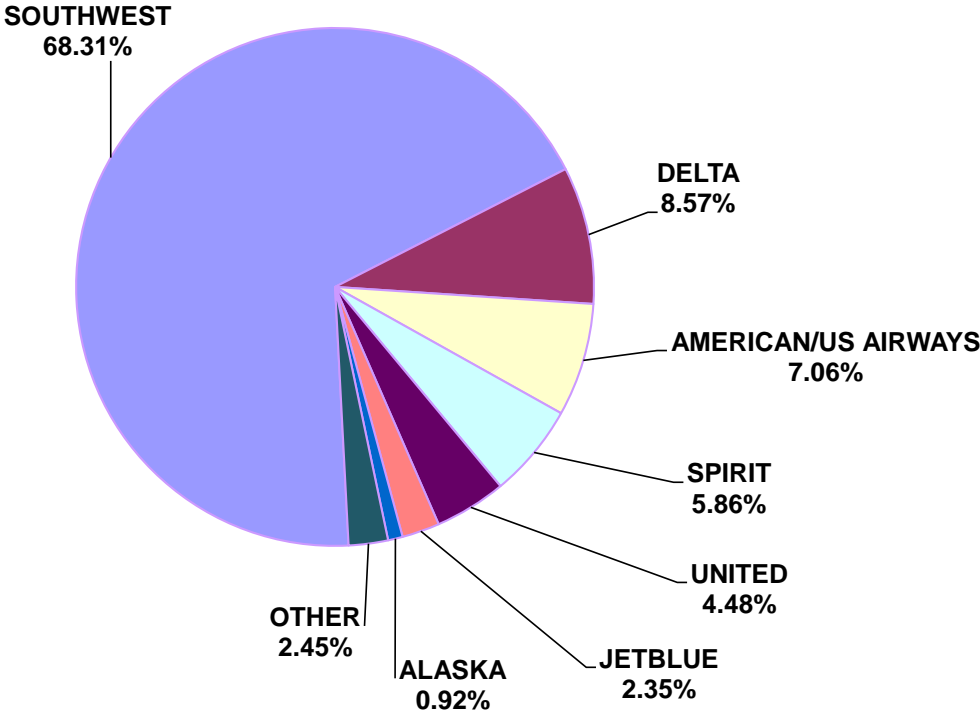
|                         | 2016          | 2015          | % Change    |
|-------------------------|---------------|---------------|-------------|
| COMMERCIAL AIR CARRIERS | 19,904        | 19,538        | 1.9%        |
| MILITARY                | 135           | 118           | 14.4%       |
| GENERAL AVIATION        | 1,254         | 1,451         | -13.6%      |
| <b>TOTAL ITINERANT*</b> | <b>21,293</b> | <b>21,107</b> | <b>0.9%</b> |
| GENERAL AVIATION ***    | 0             | 0             | 0.0%        |
| MILITARY                | 0             | 0             | 0.0%        |
| <b>TOTAL LOCAL**</b>    | <b>0</b>      | <b>0</b>      | <b>0.0%</b> |
| <b>TOTAL OPERATIONS</b> | <b>21,293</b> | <b>21,107</b> | <b>0.9%</b> |

\* WITH ORIGIN OR DESTINATION BEYOND THE LOCAL TOWER  
\*\* REMAINING UNDER CONTROL OF THE LOCAL TOWER

**BWI MARSHALL AIRPORT  
AIRLINE MARKET SHARES  
OCTOBER 2016**

|                               | OCT<br>2016      | OCT<br>2015      | Change        | 12 Months<br>Ending<br>OCT 16 | 12 Months<br>Ending<br>OCT 15 | Change        | Market Share<br>by Airline<br>OCT 16 | Market Share<br>by Group<br>OCT 16 | Market Share<br>by Airline 12-Mo<br>Ended OCT 16 | Market Share<br>by Group 12-Mo<br>Ended OCT 16 |
|-------------------------------|------------------|------------------|---------------|-------------------------------|-------------------------------|---------------|--------------------------------------|------------------------------------|--|--|
| <b>TOTAL PASSENGERS</b>       |                  |                  |               |                               |                               |               |                                      |                                    |  |  |
| <b>Scheduled Carriers</b>     |                  |                  |               |                               |                               |               |                                      |                                    |  |  |
| ALASKA                        | 19,740           | 19,868           | -0.6%         | 228,217                       | 130,189                       | 75.3%         | 0.92%                                | 0.92%                              | 0.92%  | 0.92%  |
| ALLEGiant AIR                 | 7,119            | 0                | 100.0%        | 63,357                        | 3,317                         | 1810.1%       | 0.33%                                | 0.33%                              | 0.25%  | 0.25%  |
| AMERICAN                      | 121,889          | 58,041           | 110.0%        | 1,371,389                     | 723,397                       | 89.6%         | 5.66%                                | 5.50%                              |  |  |
| AMERICAN - AIR WISCONSIN      | 7,152            | 7,786            | -8.1%         | 78,265                        | 60,027                        | 30.4%         | 0.33%                                | 0.31%                              |  |  |
| AMERICAN - ENVOY              | 13,131           | 14,205           | -7.6%         | 146,272                       | 90,141                        | 62.3%         | 0.61%                                | 0.59%                              |  |  |
| AMERICAN - MESA               | 0                | 63               | -100.0%       | 0                             | 2,675                         | -100.0%       | 0.00%                                | 0.00%                              |  |  |
| AMERICAN - PIEDMONT           | 3,475            | 2,905            | 19.6%         | 38,767                        | 43,245                        | -10.4%        | 0.16%                                | 0.16%                              |  |  |
| AMERICAN - PSA                | 191              | 2,159            | -91.2%        | 29,554                        | 40,427                        | -26.9%        | 0.01%                                | 0.12%                              |  |  |
| AMERICAN - REPUBLIC           | 0                | 9,734            | -100.0%       | 25,893                        | 102,908                       | -74.8%        | 0.00%                                | 0.10%                              |  |  |
| US AIRWAYS - REPUBLIC         | 0                | 6,147            | -100.0%       | 10,990                        | 82,889                        | -86.7%        | 0.00%                                | 0.04%                              |  |  |
| AMERICAN - SKYWEST            | 6,372            | 0                | 100.0%        | 6,372                         | 0                             | 100.0%        | 0.30%                                | 0.03%                              |  |  |
| AMERICAN - US AIRWAYS         | 0                | 87,860           | -100.0%       | 156,865                       | 993,265                       | -84.2%        | 0.00%                                | 0.63%                              |  |  |
| <b>TOTAL AMERICAN GROUP</b>   | <b>152,210</b>   | <b>188,900</b>   | <b>-19.4%</b> | <b>1,864,367</b>              | <b>2,138,974</b>              | <b>-12.8%</b> |                                      | <b>7.06%</b>                       |  | <b>7.48%</b>                                   |
| DELTA                         | 168,426          | 167,188          | 0.7%          | 1,901,080                     | 1,846,611                     | 2.9%          | 7.81%                                | 7.63%                              |  |  |
| DELTA - CHAUTAUQUA            | 0                | 0                | 0.0%          | 0                             | 19,345                        | -100.0%       | 0.00%                                | 0.00%                              |  |  |
| DELTA - COMPASS               | 0                | 0                | 0.0%          | 304                           | 69                            | 340.6%        | 0.00%                                | 0.00%                              |  |  |
| DELTA - ENDEAVOR AIR          | 15,507           | 5,200            | 198.2%        | 75,709                        | 45,270                        | 67.2%         | 0.72%                                | 0.30%                              |  |  |
| DELTA - EXPRESSJET/ASA        | 793              | 127              | 524.4%        | 3,456                         | 5,746                         | -39.9%        | 0.04%                                | 0.01%                              |  |  |
| DELTA - GOJET                 | 0                | 0                | 0.0%          | 1,628                         | 119                           | 1268.1%       | 0.00%                                | 0.01%                              |  |  |
| DELTA - SKYWEST               | 0                | 0                | 0.0%          | 491                           | 63                            | 679.4%        | 0.00%                                | 0.00%                              |  |  |
| DELTA - SHUTTLE AMERICA       | 0                | 9,895            | -100.0%       | 102,213                       | 93,373                        | 9.5%          | 0.00%                                | 0.41%                              |  |  |
| <b>TOTAL DELTA GROUP</b>      | <b>184,726</b>   | <b>182,410</b>   | <b>1.3%</b>   | <b>2,084,881</b>              | <b>2,010,596</b>              | <b>3.7%</b>   |                                      | <b>8.57%</b>                       |  | <b>8.36%</b>                                   |
| JETBLUE                       | 50,630           | 27,759           | 82.4%         | 515,625                       | 285,896                       | 80.4%         | 2.35%                                | 2.35%                              | 2.07%  | 2.07%  |
| SOUTHWEST                     | 1,472,368        | 1,461,308        | 0.8%          | 17,327,534                    | 16,505,262                    | 5.0%          | 68.31%                               | 69.51%                             |  |  |
| SOUTHWEST - AIRTRAN           | 0                | 0                | 0.0%          | 0                             | 47,717                        | -100.0%       | 0.00%                                | 0.00%                              |  |  |
| <b>TOTAL SOUTHWEST GROUP</b>  | <b>1,472,368</b> | <b>1,461,308</b> | <b>0.8%</b>   | <b>17,327,534</b>             | <b>16,552,979</b>             | <b>4.7%</b>   |                                      | <b>68.31%</b>                      |  | <b>69.51%</b>                                  |
| SPIRIT                        | 126,339          | 90,749           | 39.2%         | 1,355,257                     | 794,033                       | 70.7%         | 5.86%                                | 5.86%                              | 5.44%  | 5.44%  |
| UNITED                        | 85,997           | 89,967           | -4.4%         | 846,630                       | 902,710                       | -6.2%         | 3.99%                                | 3.40%                              |  |  |
| UNITED - COMMUTAIR            | 6,030            | 1,250            | 382.4%        | 53,017                        | 35,766                        | 48.2%         | 0.28%                                | 0.21%                              |  |  |
| UNITED - EXPRESSJET           | 1,669            | 5,827            | -71.4%        | 28,517                        | 32,598                        | -12.5%        | 0.08%                                | 0.11%                              |  |  |
| UNITED - GOJET                | 509              | 272              | 87.1%         | 15,677                        | 7,433                         | 110.9%        | 0.02%                                | 0.06%                              |  |  |
| UNITED - REPUBLIC             | 2,056            | 4,914            | -58.2%        | 28,065                        | 41,825                        | -32.9%        | 0.10%                                | 0.11%                              |  |  |
| UNITED - SHUTTLE AMERICA      | 225              | 2,312            | -90.3%        | 6,794                         | 27,865                        | -75.6%        | 0.01%                                | 0.03%                              |  |  |
| <b>TOTAL UNITED GROUP</b>     | <b>96,486</b>    | <b>104,542</b>   | <b>-7.7%</b>  | <b>978,700</b>                | <b>1,048,197</b>              | <b>-6.6%</b>  |                                      | <b>4.48%</b>                       |  | <b>3.93%</b>                                   |
| VIA AIR                       | 874              | 0                | 100.0%        | 874                           | 0                             | 100.0%        | 0.04%                                | 0.04%                              | 0.00%  | 0.00%  |
| <b>INTERNATIONAL CARRIERS</b> |                  |                  |               |                               |                               |               |                                      |                                    |  |  |
| AIR CANADA - AIR GEORGIAN     | 8,840            | 0                | 100.0%        | 88,682                        | 0                             | 100.0%        | 0.41%                                | 1.58%                              | 0.36%  | 1.51%  |
| AIR CANADA - JAZZ AIR         | 0                | 6,879            | -100.0%       | 6,045                         | 71,561                        | -91.6%        | 0.00%                                | 0.02%                              |  |  |
| <b>TOTAL AIR CANADA GROUP</b> | <b>8,840</b>     | <b>6,879</b>     | <b>28.5%</b>  | <b>94,727</b>                 | <b>71,561</b>                 | <b>32.4%</b>  |                                      | <b>0.41%</b>                       |  | <b>0.38%</b>                                   |
| BAHAMASAIR                    | 0                | 0                | 0.0%          | 0                             | 0                             | 0.0%          | 0.00%                                | 0.00%                              |  |  |
| BRITISH AIRWAYS               | 11,452           | 10,733           | 6.7%          | 118,428                       | 113,332                       | 4.5%          | 0.53%                                | 0.48%                              |  |  |
| CONDOR                        | 0                | 0                | 0.0%          | 20,989                        | 13,713                        | 53.1%         | 0.00%                                | 0.08%                              |  |  |
| FRONTIER                      | 0                | 0                | 0.0%          | 0                             | 1,821                         | -100.0%       | 0.00%                                | 0.00%                              |  |  |
| NORWEGIAN                     | 0                | 0                | 0.0%          | 15,401                        | 0                             | 100.0%        | 0.00%                                | 0.06%                              |  |  |
| SUNWING                       | 406              | 3,140            | -87.1%        | 6,227                         | 15,629                        | -60.2%        | 0.02%                                | 0.02%                              |  |  |
| WOW AIR                       | 13,333           | 7,405            | 80.1%         | 121,415                       | 43,688                        | 177.9%        | 0.62%                                | 0.49%                              |  |  |
| <b>Charters</b>               | <b>10,852</b>    | <b>10,839</b>    | <b>0.1%</b>   | <b>130,519</b>                | <b>148,571</b>                | <b>-12.2%</b> |                                      | <b>0.50%</b>                       | <b>0.52%</b>                                     | <b>0.52%</b>                                   |
| <b>TOTAL PASSENGERS</b>       | <b>2,155,375</b> | <b>2,114,532</b> | <b>1.9%</b>   | <b>24,926,518</b>             | <b>23,372,496</b>             | <b>6.6%</b>   | <b>100.00%</b>                       | <b>100.00%</b>                     | <b>100.00%</b>                                   | <b>100.00%</b>                                 |

**Airline Market Share  
October 2016**



**BALTIMORE/WASHINGTON INTERNATIONAL THURGOOD MARSHALL AIRPORT  
COMPARABLE MONTH AND ROLLING TWELVE MONTH ENPLANED PASSENGER DATA  
OCTOBER 2016**

| ENPLANED PASSENGERS              | OCT<br>2016      | OCT<br>2015      | CHANGE      | 12 Months<br>Ending<br>OCT 16 | 12 Months<br>Ending<br>OCT 15 | CHANGE      | Market Share<br>by Airline<br>OCT 16 | Market Share<br>by Airline Group<br>OCT 16 | Mkt Share<br>12 Months end<br>OCT 16 | Group Mkt Share<br>12 Months end<br>OCT 16 |
|----------------------------------|------------------|------------------|-------------|-------------------------------|-------------------------------|-------------|--------------------------------------|--|--------------------------------------|--|
| <b>Scheduled Carriers</b>        |                  |                  |             |                               |                               |             |                                      |  |                                      |  |
| ALASKA                           | 9,795            | 9,669            | 1.3%        | 112,421                       | 64,487                        | 74.3%       | 0.91%                                | 0.91%                                      | 0.90%                                | 0.90%                                      |
| ALLEGIAN AIR                     | 3,483            | 0                | 100.0%      | 31,503                        | 1,721                         | 1730.5%     | 0.32%                                | 0.32%                                      | 0.25%                                | 0.25%                                      |
| AMERICAN                         | 61,786           | 29,444           | 109.8%      | 686,590                       | 363,359                       | 89.0%       | 5.72%                                | 7.13%                                      | 5.51%                                | 7.52%                                      |
| AMERICAN - AIR WISCONSIN         | 3,546            | 3,995            | -11.2%      | 39,988                        | 30,007                        | 33.3%       | 0.33%                                |  | 0.32%                                |  |
| AMERICAN - ENVOY                 | 6,652            | 7,163            | -7.1%       | 74,039                        | 45,494                        | 62.7%       | 0.62%                                |  | 0.59%                                |  |
| AMERICAN - MESA                  | 0                | 0                | 0.0%        | 0                             | 1,246                         | -100.0%     | 0.00%                                |  | 0.00%                                |  |
| AMERICAN - PIEDMONT              | 1,756            | 1,567            | 12.1%       | 19,978                        | 21,338                        | -6.4%       | 0.16%                                |  | 0.16%                                |  |
| AMERICAN - PSA                   | 63               | 1,111            | -94.3%      | 14,713                        | 21,070                        | -30.2%      | 0.01%                                |  | 0.12%                                |  |
| AMERICAN - REPUBLIC              | 0                | 4,693            | -100.0%     | 12,934                        | 50,807                        | -74.5%      | 0.00%                                |  | 0.10%                                |  |
| US AIRWAYS - REPUBLIC            | 0                | 2,822            | -100.0%     | 5,318                         | 40,029                        | -86.7%      | 0.00%                                |  | 0.04%                                |  |
| AMERICAN - SKYWEST               | 3,166            | 0                | 100.0%      | 3,166                         | 0                             | 100.0%      | 0.29%                                |  | 0.03%                                |  |
| AMERICAN - US AIRWAYS            | 0                | 44,626           | -100.0%     | 79,937                        | 498,061                       | -84.0%      | 0.00%                                |  | 0.64%                                |  |
| DELTA                            | 84,565           | 83,044           | 1.8%        | 949,082                       | 920,898                       | 3.1%        | 7.83%                                | 8.59%                                      | 7.62%                                | 8.36%                                      |
| DELTA - CHAUTAUQUA               | 0                | 0                | 0.0%        | 0                             | 9,513                         | -100.0%     | 0.00%                                |  | 0.00%                                |  |
| DELTA - COMPASS                  | 0                | 0                | 0.0%        | 152                           | 69                            | 120.3%      | 0.00%                                |  | 0.00%                                |  |
| DELTA - ENDEAVOR AIR             | 7,780            | 2,501            | 211.1%      | 38,076                        | 23,013                        | 65.5%       | 0.72%                                |  | 0.31%                                |  |
| DELTA - EXPRESSJET/ASA           | 393              | 65               | 504.6%      | 1,767                         | 2,905                         | -39.2%      | 0.04%                                |  | 0.01%                                |  |
| DELTA - GOJET                    | 0                | 0                | 0.0%        | 841                           | 17                            | 4847.1%     | 0.00%                                |  | 0.01%                                |  |
| DELTA - SKYWEST                  | 0                | 0                | 0.0%        | 205                           | 28                            | 632.1%      | 0.00%                                |  | 0.00%                                |  |
| DELTA - SHUTTLE AMERICA          | 0                | 5,239            | -100.0%     | 51,280                        | 46,932                        | 9.3%        | 0.00%                                |  | 0.41%                                |  |
| JETBLUE                          | 25,143           | 13,635           | 84.4%       | 255,206                       | 141,060                       | 80.9%       | 2.33%                                | 2.33%                                      | 2.05%                                | 2.05%                                      |
| SOUTHWEST                        | 738,890          | 730,470          | 1.2%        | 8,662,513                     | 8,279,754                     | 4.6%        | 68.41%                               | 68.41%                                     | 69.53%                               | 69.53%                                     |
| SOUTHWEST - AIRTRAN              | 0                | 0                | 0.0%        | 0                             | 24,347                        | -100.0%     | 0.00%                                |  | 0.00%                                |  |
| SPIRIT                           | 63,219           | 45,949           | 37.6%       | 679,297                       | 399,249                       | 70.1%       | 5.85%                                | 5.85%                                      | 5.45%                                | 5.45%                                      |
| UNITED                           | 43,354           | 45,267           | -4.2%       | 425,738                       | 455,194                       | -6.5%       | 4.01%                                | 4.48%                                      | 3.42%                                | 3.93%                                      |
| UNITED - COMMUTAIR               | 2,811            | 584              | 381.3%      | 25,652                        | 17,126                        | 49.8%       | 0.26%                                |  | 0.21%                                |  |
| UNITED - EXPRESSJET              | 826              | 2,645            | -68.8%      | 13,266                        | 16,018                        | -17.2%      | 0.08%                                |  | 0.11%                                |  |
| UNITED - GOJET                   | 246              | 137              | 79.6%       | 7,824                         | 3,701                         | 111.4%      | 0.02%                                |  | 0.06%                                |  |
| UNITED - REPUBLIC                | 1,119            | 2,522            | -55.6%      | 14,200                        | 21,607                        | -34.3%      | 0.10%                                |  | 0.11%                                |  |
| UNITED - SHUTTLE AMERICA         | 37               | 1,270            | -97.1%      | 3,280                         | 14,129                        | -76.8%      | 0.00%                                |  | 0.03%                                |  |
| VIA AIR                          | 430              | 0                | 100.0%      | 430                           | 0                             | 100.0%      | 0.04%                                | 0.04%                                      | 0.00%                                | 0.00%                                      |
| <b>INTERNATIONAL CARRIERS</b>    |                  |                  |             |                               |                               |             |                                      | 1.50%                                      |                                      | 1.50%                                      |
| AIR CANADA - AIR GEORGIAN        | 4,167            | 0                | 100.0%      | 43,604                        | 0                             | 100.0%      | 0.39%                                | 0.39%                                      | 0.35%                                | 0.38%                                      |
| AIR CANADA - JAZZ AIR            | 0                | 3,241            | -100.0%     | 3,162                         | 35,086                        | -91.0%      | 0.00%                                |  | 0.03%                                |  |
| BAHAMASAIR                       | 0                | 0                | 0.0%        | 0                             | 0                             | 0.0%        | 0.00%                                |  | 0.00%                                |  |
| BRITISH AIRWAYS                  | 5,363            | 5,205            | 3.0%        | 58,214                        | 55,255                        | 5.4%        | 0.50%                                |  | 0.47%                                |  |
| CONDOR                           | 0                | 0                | 0.0%        | 10,165                        | 6,220                         | 63.4%       | 0.00%                                |  | 0.08%                                |  |
| FRONTIER                         | 0                | 0                | 0.0%        | 0                             | 556                           | -100.0%     | 0.00%                                |  | 0.00%                                |  |
| NORWEGIAN                        | 0                | 0                | 0.0%        | 7,647                         | 0                             | 100.0%      | 0.00%                                |  | 0.06%                                |  |
| SUNWING                          | 122              | 1,448            | -91.6%      | 3,107                         | 7,801                         | -60.2%      | 0.01%                                |  | 0.02%                                |  |
| WOW AIR                          | 6,502            | 3,582            | 81.5%       | 61,236                        | 22,178                        | 176.1%      | 0.60%                                |  | 0.49%                                |  |
| <b>Charters</b>                  | 4,870            | 4,867            | 0.1%        | 62,809                        | 69,455                        | -9.6%       |                                      | 0.45%                                      |                                      | 0.50%                                      |
| <b>TOTAL ENPLANED PASSENGERS</b> | <b>1,080,084</b> | <b>1,056,761</b> | <b>2.2%</b> | <b>12,459,340</b>             | <b>11,709,730</b>             | <b>6.4%</b> |                                      |  |                                      |  |

**BALTIMORE/WASHINGTON INTERNATIONAL THURGOOD MARSHALL AIRPORT  
COMPARABLE MONTH AND ROLLING TWELVE MONTH FREIGHT DATA  
OCTOBER 2016**

| FREIGHT                   | OCT<br>2016       | OCT<br>2015       | CHANGE       | 12 Months<br>Ending<br>OCT 16 | 12 Months<br>Ending<br>OCT 15 | CHANGE      |
|---------------------------|-------------------|-------------------|--------------|-------------------------------|-------------------------------|-------------|
| ATLAS AIR                 | 0                 | 0                 | 0.0%         | 80,912                        | 138,236                       | -41.5%      |
| DHL - ABX                 | 1,837,131         | 3,247,091         | -43.4%       | 16,918,142                    | 29,739,449                    | -43.1%      |
| DHL - ATI                 | 0                 | 0                 | 0.0%         | 3,793,169                     | 87,283                        | 4245.8%     |
| DHL - ATLAS AIR           | 0                 | 0                 | 0.0%         | 3,090,247                     | 56,075                        | 5411.0%     |
| DHL - KALITTA CHARTERS II | 192,131           | 0                 | 100.0%       | 627,257                       | 0                             | 100.0%      |
| EGYPTIAN AF               | 26,785            | 0                 | 100.0%       | 253,512                       | 265,661                       | -4.6%       |
| FEDEX                     | 9,959,568         | 9,700,163         | 2.7%         | 119,593,257                   | 108,888,561                   | 9.8%        |
| KALITTA                   | 0                 | 0                 | 0.0%         | 110,420                       | 197,297                       | -44.0%      |
| KALITTA CHARTER II        | 22,716            | 0                 | 100.0%       | 63,574                        | 22,323                        | 184.8%      |
| MOUNTAIN AIR              | 202,213           | 259,701           | -22.1%       | 2,831,568                     | 2,819,230                     | 0.4%        |
| NATIONAL AIRLINES         | 0                 | 0                 | 0.0%         | 50,137                        | 41,479                        | 20.9%       |
| UPS                       | 4,572,325         | 5,175,919         | -11.7%       | 56,123,301                    | 53,919,695                    | 4.1%        |
| BRITISH AIRWAYS           | 425,960           | 285,276           | 49.3%        | 3,976,504                     | 4,149,689                     | -4.2%       |
| CONDOR                    | 0                 | 0                 | 0.0%         | 110,928                       | 85,145                        | 30.3%       |
| WOW AIR                   | 66,077            | 21,372            | 209.2%       | 419,580                       | 31,046                        | 1251.5%     |
| ALASKA                    | 21,778            | 36,803            | -40.8%       | 354,106                       | 531,019                       | -33.3%      |
| AMERICAN                  | 129,671           | 50,773            | 155.4%       | 1,136,697                     | 552,933                       | 105.6%      |
| AMERICAN - AIR WISCONSIN  | 294               | 32                | 818.8%       | 3,657                         | 4,639                         | -21.2%      |
| AMERICAN - ENVOY          | 2,540             | 3,727             | -31.8%       | 21,251                        | 15,301                        | 38.9%       |
| AMERICAN - PIEDMONT       | 403               | 190               | 112.1%       | 3,645                         | 3,789                         | -3.8%       |
| AMERICAN - PSA            | 0                 | 25                | -100.0%      | 756                           | 3,072                         | -75.4%      |
| AMERICAN - REPUBLIC       | 0                 | 231               | -100.0%      | 649                           | 8,083                         | -92.0%      |
| AMERICAN - SKYWEST        | 237               | 0                 | 100.0%       | 237                           | 0                             | 100.0%      |
| AMERICAN - US AIRWAYS     | 0                 | 39,936            | -100.0%      | 53,948                        | 610,528                       | -91.2%      |
| DELTA                     | 110,239           | 116,494           | -5.4%        | 1,355,705                     | 1,519,823                     | -10.8%      |
| DELTA - CHAUTAUQUA        | 0                 | 0                 | 0.0%         | 0                             | 483                           | -100.0%     |
| SOUTHWEST                 | 2,718,041         | 3,168,162         | -14.2%       | 36,047,613                    | 35,198,181                    | 2.4%        |
| UNITED                    | 229,675           | 381,286           | -39.8%       | 3,615,420                     | 2,009,909                     | 79.9%       |
| <b>TOTALS</b>             | <b>20,517,784</b> | <b>22,487,181</b> | <b>-8.8%</b> | <b>250,636,192</b>            | <b>240,898,929</b>            | <b>4.0%</b> |



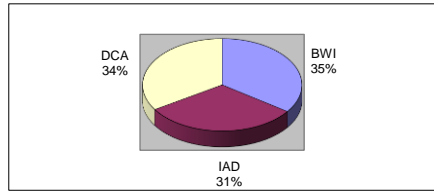
**BALTIMORE/WASHINGTON INTERNATIONAL THURGOOD MARSHALL AIRPORT  
COMPARABLE MONTH AND ROLLING TWELVE MONTH MAIL DATA  
OCTOBER 2016**

| <b>MAIL</b>              | <b>OCT<br/>2016</b> | <b>OCT<br/>2015</b> | <b>CHANGE</b> | <b>12 Months<br/>Ending<br/>OCT 16</b> | <b>12 Months<br/>Ending<br/>OCT 15</b> | <b>CHANGE</b> |
|--------------------------|---------------------|---------------------|---------------|--|--|---------------|
| KALITTA                  | 0                   | 0                   | 0.00%         | 0                                      | 77,260                                 | -100.0%       |
| UPS                      | 20,223              | 69,599              | -70.9%        | 327,880                                | 1,702,910                              | -80.7%        |
| ALASKA                   | 100,032             | 63,866              | 56.6%         | 770,200                                | 123,938                                | 100.0%        |
| AMERICAN                 | 317,971             | 24,408              | 1202.7%       | 2,086,287                              | 125,486                                | 1562.6%       |
| AMERICAN - AIR WISCONSIN | 0                   | 9                   | -100.0%       | 18                                     | 9                                      | 100.0%        |
| AMERICAN - ENVOY         | 0                   | 0                   | 0.0%          | 333                                    | 2                                      | 16550.0%      |
| AMERICAN - PSA           | 0                   | 0                   | 0.0%          | 0                                      | 20                                     | -100.00%      |
| AMERICAN - REPUBLIC      | 0                   | 0                   | 0.0%          | 0                                      | 1,177                                  | -100.0%       |
| AMERICAN - US AIRWAYS    | 0                   | 148,112             | -100.0%       | 335,225                                | 1,880,188                              | -82.2%        |
| DELTA                    | 190,294             | 269,261             | -29.3%        | 1,857,033                              | 2,579,430                              | -28.0%        |
| UNITED                   | 525,902             | 563,914             | -6.7%         | 4,041,033                              | 5,719,129                              | -29.3%        |
| <b>TOTALS</b>            | <b>1,154,422</b>    | <b>1,139,169</b>    | <b>1.3%</b>   | <b>9,418,009</b>                       | <b>12,209,549</b>                      | <b>-22.9%</b> |

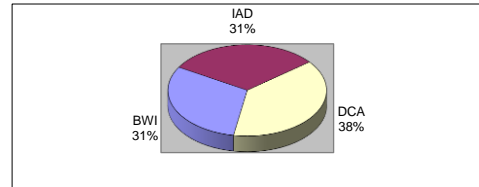


BALTIMORE/WASHINGTON INTERNATIONAL THURGOOD MARSHALL AIRPORT  
BALTIMORE/WASHINGTON REGIONAL AIRPORTS DATA  
OCTOBER 2016

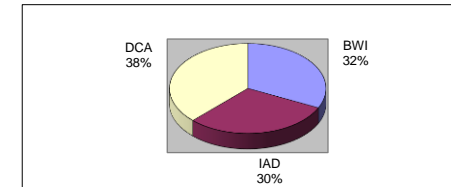
|   | Commercial Passengers | % ch. | % Mkt. | Mail (In Pounds) | % ch.  | % Mkt. | Freight (In Pounds) | % ch.  | % Mkt. | Com. Air Operations | % ch.  | % Mkt. | Total Air Operations | % ch.  | % Mkt. |
|---|-----------------------|-------|--------|------------------|--------|--------|---------------------|--------|--------|---------------------|--------|--------|----------------------|--------|--------|
| <b>Baltimore/Washington International Thurgood Marshall (BWI)</b> |                       |       |        |                  |        |        |                     |        |        |                     |        |        |                      |        |        |
| 2016  | 2,155,375             | 1.9%  | 34.8%  | 1,154,422        | 1.3%   | 22.5%  | 20,517,784          | -8.8%  | 27.6%  | 19,904              | 1.9%   | 30.7%  | 21,293               | 0.9%   | 32.1%  |
| 2015  | 2,114,532             | 9.7%  | 34.6%  | 1,139,169        | -2.2%  | 29.0%  | 22,487,195          | 12.0%  | 31.9%  | 19,538              | 2.1%   | 30.2%  | 21,107               | 0.4%   | 29.9%  |
| <b>Washington Dulles (IAD)</b>                                    |                       |       |        |                  |        |        |                     |        |        |                     |        |        |                      |        |        |
| 2016  | 1,934,028             | 2.9%  | 31.2%  | 3,967,094        | 42.8%  | 77.4%  | 53,494,972          | 12.7%  | 71.9%  | 20,072              | -0.3%  | 30.9%  | 20,072               | -16.3% | 30.3%  |
| 2015  | 1,879,767             | 0.1%  | 30.7%  | 2,778,300        | -32.7% | 70.8%  | 47,473,650          | -3.0%  | 67.4%  | 20,133              | -10.2% | 31.2%  | 23,985               | -8.4%  | 34.0%  |
| <b>Reagan National (DCA)</b>                                      |                       |       |        |                  |        |        |                     |        |        |                     |        |        |                      |        |        |
| 2016  | 2,104,954             | -0.8% | 34.0%  | 5,491            | -37.7% | 0.1%   | 423,087             | -13.6% | 0.6%   | 24,953              | 0.1%   | 38.4%  | 24,953               | -2.2%  | 37.6%  |
| 2015  | 2,122,053             | 11.6% | 34.7%  | 8,820            | -84.0% | 0.2%   | 489,510             | 49.0%  | 0.7%   | 24,925              | 2.2%   | 38.6%  | 25,506               | 2.0%   | 36.1%  |
| <b>REGIONAL TOTAL</b>   |                       |       |        |                  |        |        |                     |        |        |                     |        |        |                      |        |        |
| 2016  | 6,194,357             | 1.3%  | 100.0% | 5,127,007        | 30.6%  | 100.0% | 74,435,843          | 5.7%   | 100.0% | 64,929              | 0.5%   | 100.0% | 66,318               | -6.1%  | 100.0% |
| 2015  | 6,116,352             | 7.2%  | 100.0% | 3,926,289        | -26.5% | 100.0% | 70,450,355          | 1.6%   | 100.0% | 64,596              | -2.1%  | 100.0% | 70,598               | -2.2%  | 100.0% |



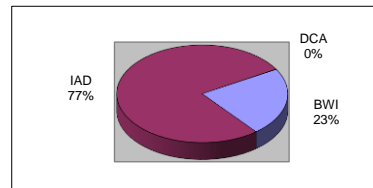
Commercial Passengers



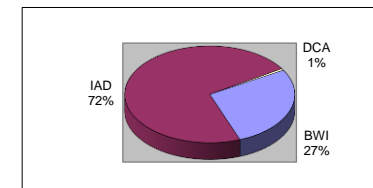
Commercial Air Operations



Total Air Operations



Mail



Freight

# BALTIMORE/WASHINGTON INTERNATIONAL THURGOOD MARSHALL AIRPORT

## Summary of Activity

OCTOBER 2016

### PASSENGERS

|                                    | Domestic         | International | Total            | % Change/15   |
|------------------------------------|------------------|---------------|------------------|---------------|
| Enplaned Scheduled                 | 1,042,958        | 30,975        | 1,073,933        | 2.3%          |
| Deplaned Scheduled                 | 1,036,279        | 31,673        | 1,067,952        | 1.7%          |
| Enplaned Charter                   | 1,991            | 4,160         | 6,151            | -14.7%        |
| Deplaned Charter                   | 1,841            | 5,498         | 7,339            | -9.3%         |
| <b>Total Commercial Passengers</b> | <b>2,083,069</b> | <b>72,306</b> | <b>2,155,375</b> | <b>1.9%</b>   |
| <b>General Aviation</b>            |                  |               | <b>4,234</b>     | <b>-25.3%</b> |
| <b>TOTAL PASSENGERS</b>            | <b>2,083,069</b> | <b>72,306</b> | <b>2,159,609</b> | <b>1.9%</b>   |

### CARGO

|                                  | Domestic     | International | Total        | % Change/15  |
|----------------------------------|--------------|---------------|--------------|--------------|
| Enplaned                         | 4,587        | 70            | 4,658        | -9.2%        |
| Deplaned                         | 4,990        | 181           | 5,171        | -7.4%        |
| <b>TOTAL CARGO (Metric Tons)</b> | <b>9,577</b> | <b>252</b>    | <b>9,829</b> | <b>-8.3%</b> |

### OPERATIONS

|                         | Itinerant*    | % Change/15 |
|-------------------------|---------------|-------------|
| Commercial Air Carriers | 19,904        | 1.9%        |
| Military                | 135           | 14.4%       |
| General Aviation        | 1,254         | -13.6%      |
|                         | Local**       | % Change/15 |
| Military                | -             | 0.0%        |
| General Aviation***     | -             | 0.0%        |
| <b>TOTAL OPERATIONS</b> | <b>21,293</b> | <b>0.9%</b> |

\* With origin or destination beyond the local tower.

\*\* Remaining under control of the local tower.

\*\*\* Includes airline personnel familiarization operation.



**TOP EIGHT COMMERCIAL AIR CARRIERS BY GROUP- INCLUDING AFFILIATES**

| Airlines        | Enplaned* | Deplaned* | Total     | % Change/15 |
|-----------------|-----------|-----------|-----------|-------------|
| SOUTHWEST GROUP | 738,890   | 733,478   | 1,472,368 | 0.8%        |
| DELTA GROUP     | 92,738    | 91,988    | 184,726   | 1.3%        |
| AMERICAN GROUP  | 76,969    | 75,241    | 152,210   | -19.4%      |
| SPIRIT          | 63,219    | 63,120    | 126,339   | 39.2%       |
| UNITED GROUP    | 48,393    | 48,093    | 96,486    | -7.7%       |
| JETBLUE         | 25,143    | 25,487    | 50,630    | 82.4%       |
| ALASKA          | 9,795     | 9,945     | 19,740    | -0.6%       |
| WOW AIR         | 6,502     | 6,831     | 13,333    | 80.1%       |

**TOP TEN SCHEDULED COMMERCIAL CARRIERS BY AIRLINE**

| Airlines             | Enplaned* | Deplaned* | Total     | % Change/15 |
|----------------------|-----------|-----------|-----------|-------------|
| SOUTHWEST            | 738,890   | 733,478   | 1,472,368 | 0.8%        |
| DELTA                | 84,565    | 83,861    | 168,426   | 0.7%        |
| SPIRIT               | 63,219    | 63,120    | 126,339   | 39.2%       |
| AMERICAN             | 61,786    | 60,103    | 121,889   | 110.0%      |
| UNITED               | 43,354    | 42,643    | 85,997    | -4.4%       |
| JETBLUE              | 25,143    | 25,487    | 50,630    | 82.4%       |
| ALASKA               | 9,795     | 9,945     | 19,740    | -0.6%       |
| DELTA - ENDEAVOR AIR | 7,780     | 7,727     | 15,507    | 198.2%      |
| WOW AIR              | 6,502     | 6,831     | 13,333    | 80.1%       |
| AMERICAN - ENVOY     | 6,652     | 6,479     | 13,131    | -7.6%       |

\* Includes domestic and international passengers.

**TOP FIVE CARGO AIRLINES**

| Airlines  | Enplaned* | Deplaned* | Total | % Change/15 |
|-----------|-----------|-----------|-------|-------------|
| FEDEX     | 2,076     | 2,441     | 4,517 | 2.7%        |
| UPS       | 986       | 1,097     | 2,083 | -12.4%      |
| SOUTHWEST | 625       | 608       | 1,233 | -14.2%      |
| DHL - ABX | 430       | 403       | 833   | -43.4%      |
| UNITED    | 185       | 158       | 343   | -20.1%      |

(Metric Tons, one Metric Ton equals 2,205 lbs.)

\* Includes domestic and international freight and mail in metric tons

